

SPECIFICATIONS:

TIMBER TRUSS GABLES

**MATERIAL AND QUALITY ASSURANCE.** Structural glue laminated timber shall be in conformance with AITC Standard (latest edition).  
 Species: Laminating lumber shall be kiln-dried, architectural grade, sealed and wrapped. The roof system for wood structures and buildings are designed to withstand 30 PSF live load and 20 PSF wind load. Please check local codes. For heavier load requirements, please consult with Cedar Forest Products Company. The standard roof slope shall be 4/12.

LAMINATED SUPPORT COLUMNS

**MATERIAL AND QUALITY ASSURANCE.** Structural glue laminated timber shall be in conformance with AITC (latest edition). Species: Laminating lumber shall be kiln-dried Port Orford Cedar, architectural appearance grade. Laminated columns shall be sized to suit loading requirements. Manufacturers shall furnish connection steel and hardware for joining structural glue laminated timber members to their supports, exclusive of anchorage and embedment in masonry or concrete (anchor bolts are not furnished).

CONNECTOR PLATES

Plates shall be fabricated from structural steel ASTM-A-36.  
 Plates to be Powder Coated Black.  
 Hardware: A-325 zinc plated machine bolts and nuts.

ROOF DECKING

2" x 6" (nominal), #1 grade, single tongue and groove with V-joint on bottom face, kiln dried southern yellow pine, maximum moisture content shall be 19% or less selected for decking. Specified lengths, with all joints over supports.

GABLE END VERT BOARD

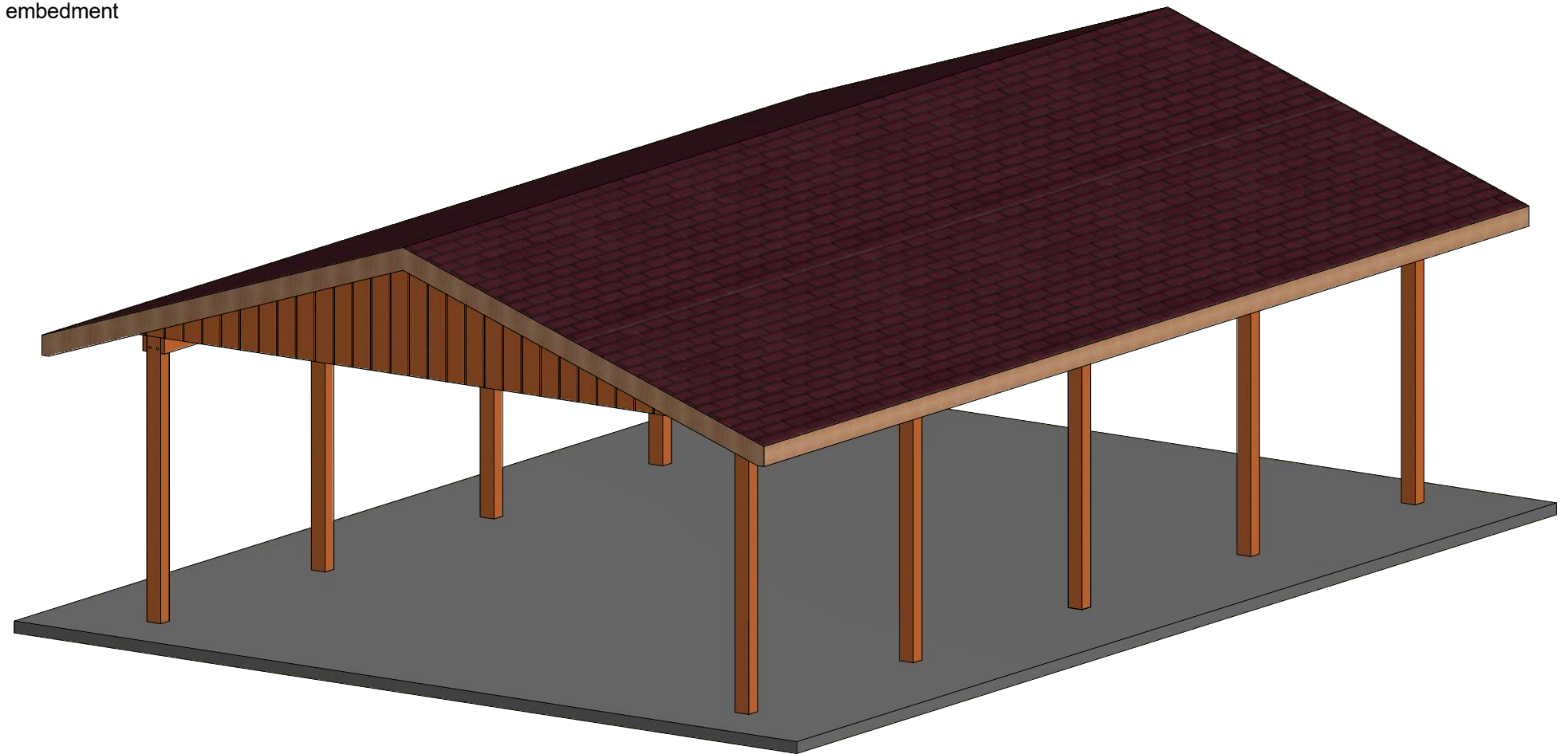
1" x 8" (nominal), single tongue and groove with V-joint on outside face, cedar.

SHINGLES

Class "A" fire rated, architectural grade, laminated fiberglass shingle with a 30 year limited warranty. To be installed, over 30 lb. felt. Roof application as per manufacturer's specifications. Color to be approved by owner/design professional.

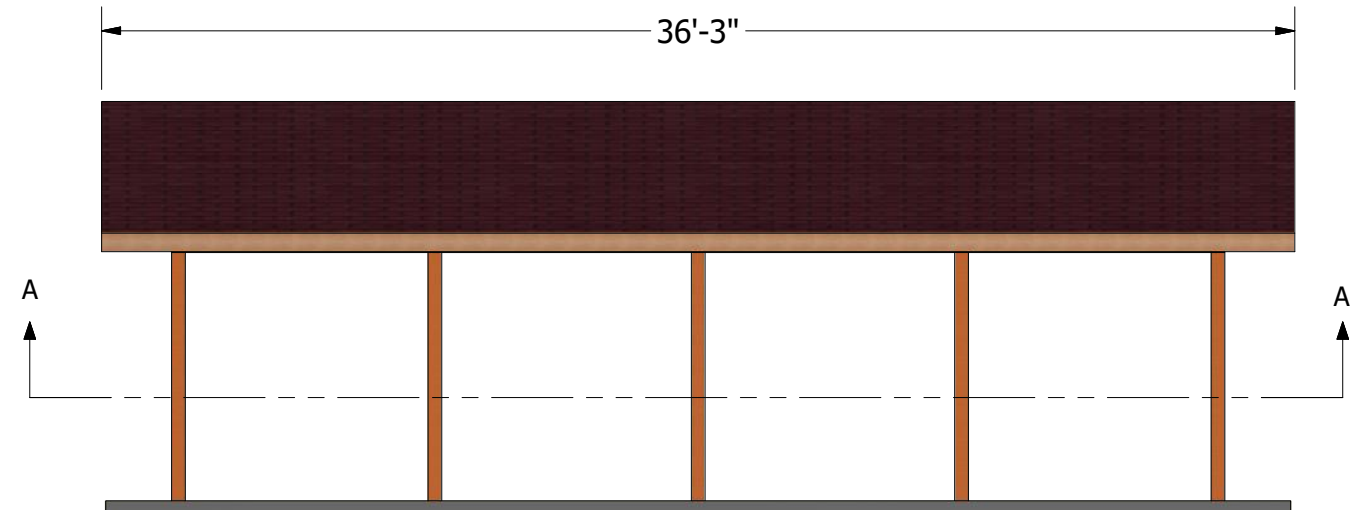
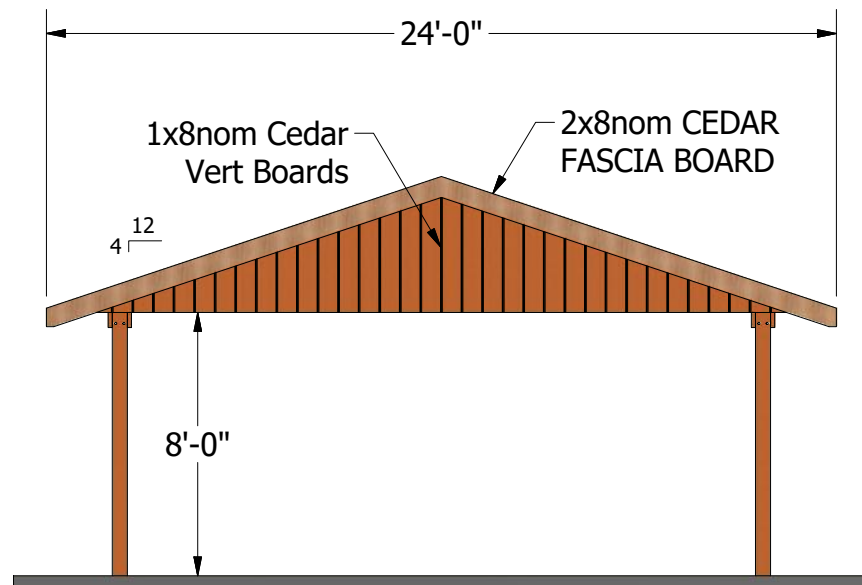
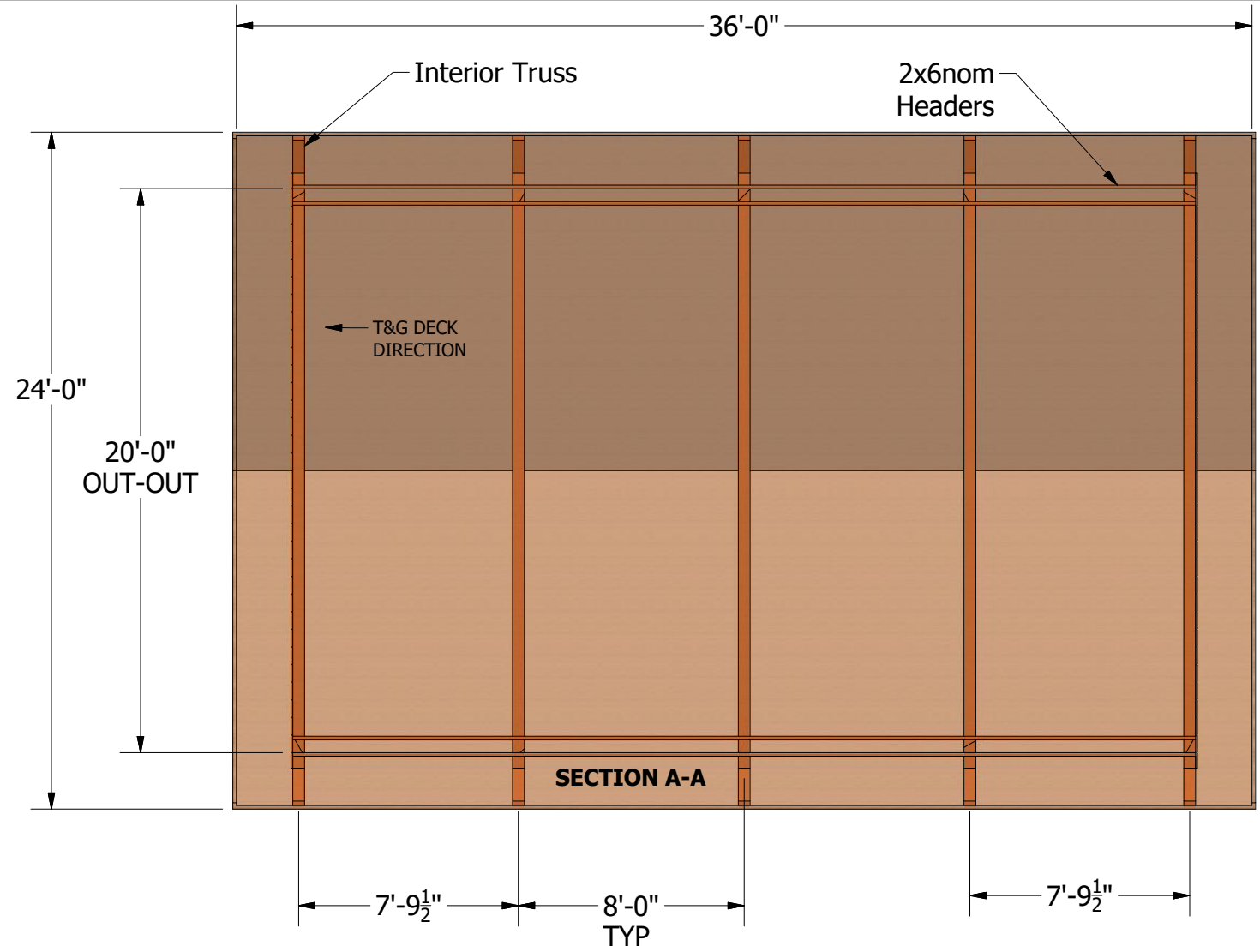
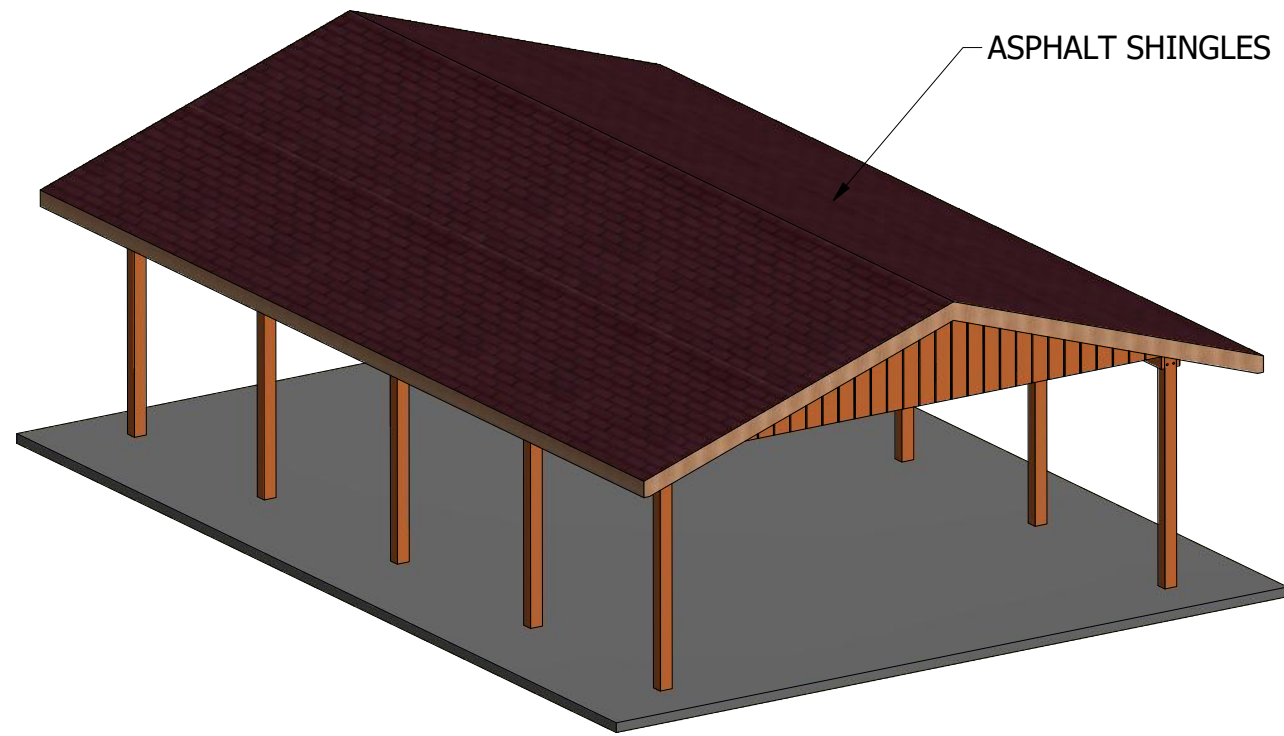
FASCIA

2x8nom A.Y.Cedar, "D"/ Better Grade, kiln-dried, Surfaced on Four Sides.



**PRELIMINARY LAYOUT**  
**NOT FOR CONSTRUCTION**

DESCRIPTION:	MODEL #:	DATE:	JES DESIGN #:	REV:
24x36 Open Timber Truss	TT2436	2/7/2019	TT-STNRD	0



**PRELIMINARY LAYOUT**  
**NOT FOR CONSTRUCTION**

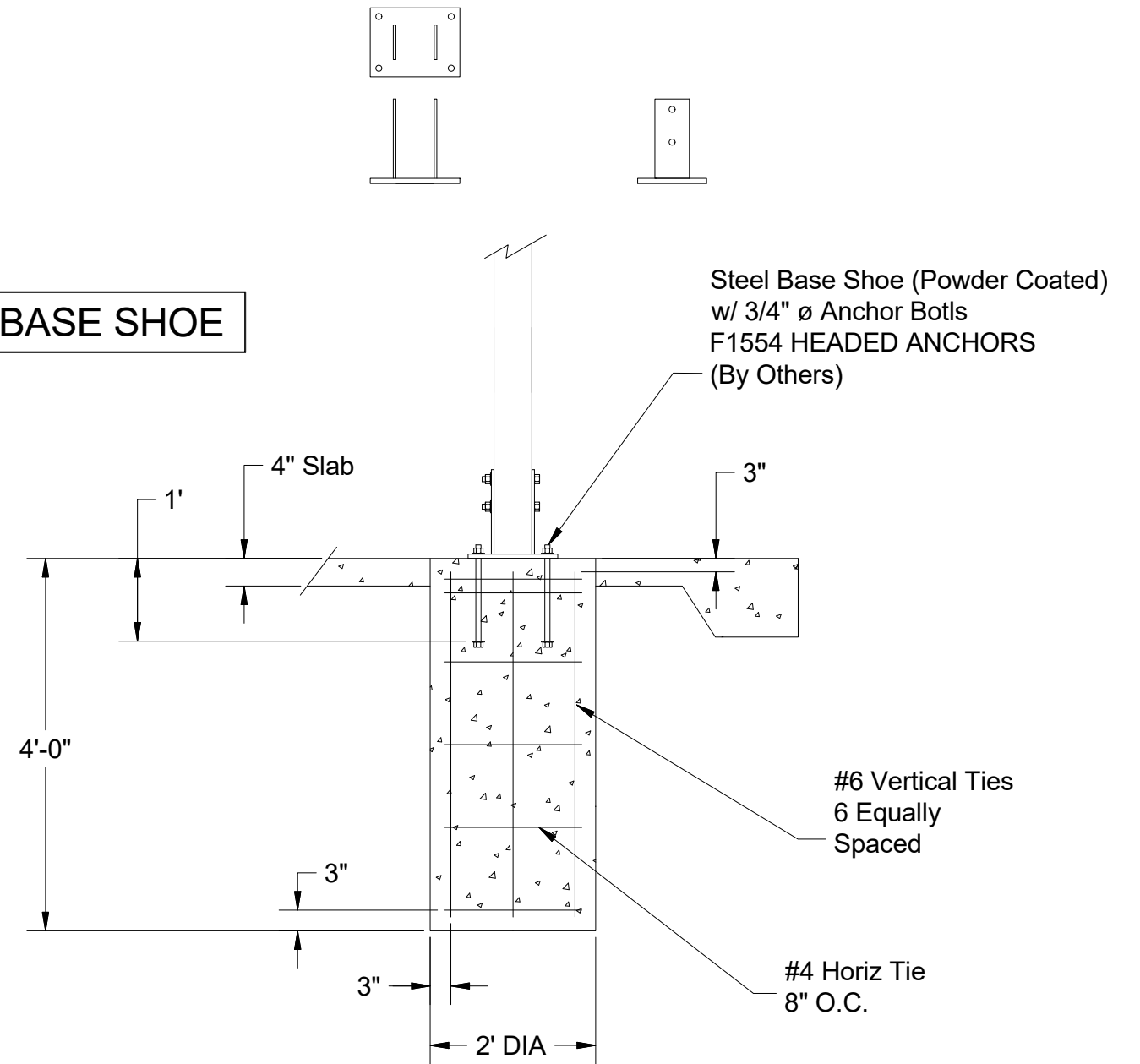
DESCRIPTION: 24x36 Open Timber Truss	MODEL #: TT2436	DATE: 2/7/2019	JES DESIGN #: TT-STNRD	REV: 0
---	--------------------	-------------------	---------------------------	-----------

**STANDARD IN-GROUND**



Column/Footing Detail  
Final Size TBD  
Concrete Pier By Others

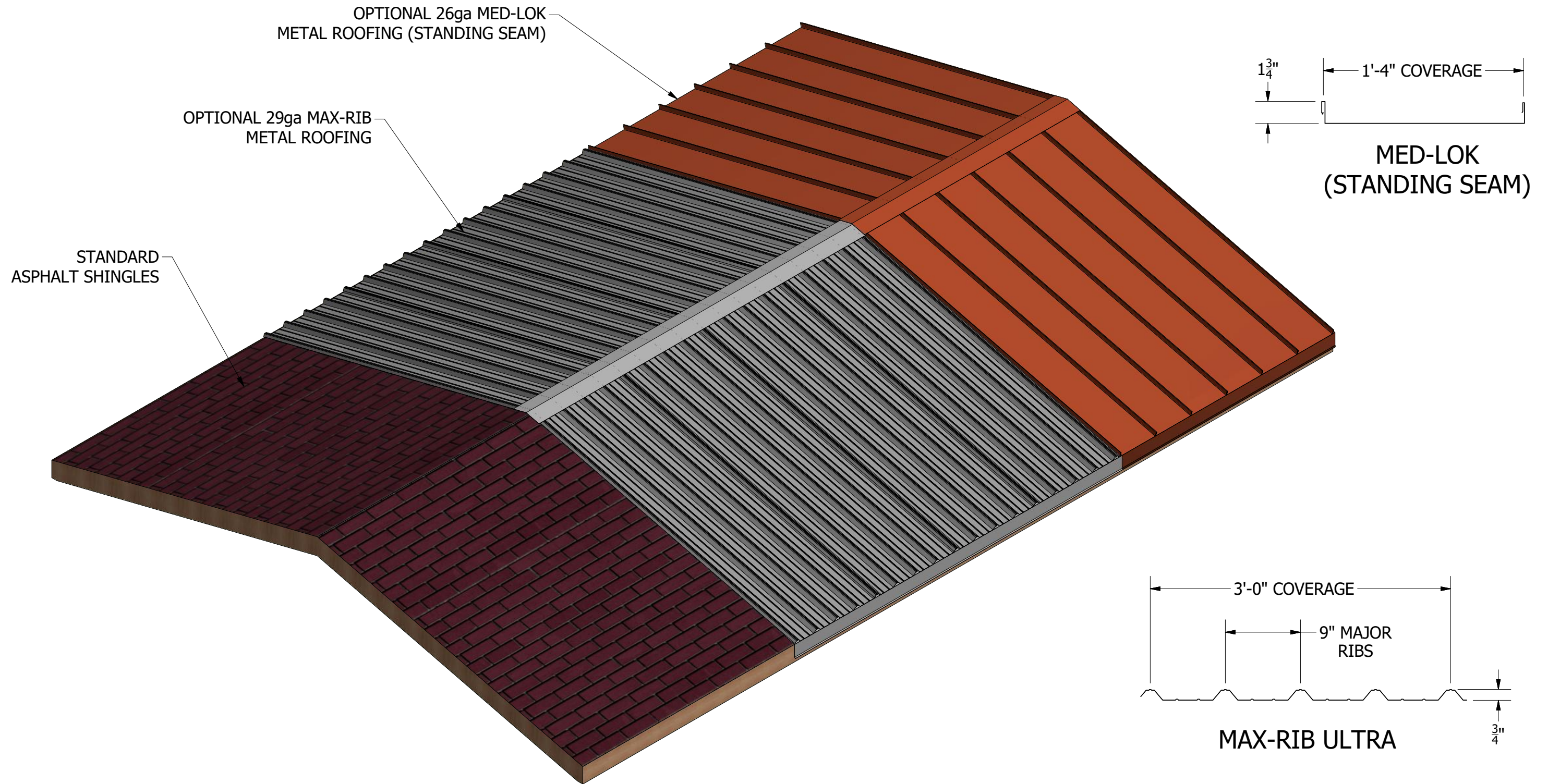
**OPTIONAL BASE SHOE**



Column/Footing Detail  
Final Size TBD  
Concrete Pier By Others

**PRELIMINARY LAYOUT**  
**NOT FOR CONSTRUCTION**

DESCRIPTION:	MODEL #:	DATE:	JES DESIGN #:	REV:
24x36 Open Timber Truss	TT2436	2/7/2019	TT-STNRD	0



**PRELIMINARY LAYOUT**  
**NOT FOR CONSTRUCTION**

MODEL #: OPTIONS  
 TT(SIZE) = With Standard Asphalt Shingles  
 TT(SIZE)-MR = With Max-Rib Metal Roof  
 TT(SIZE)-SS = With Med-Lok Standing Seam Metal Roof

DESCRIPTION:	MODEL #:	DATE:	JES DESIGN #:	REV:
24x36 Open Timber Truss	TT2436	2/7/2019	TT-STNRD	0