

**DESIGN**

Bridge designs are based on live load, 85 PSF, dead load, 12 PSF, deflection limitation L/300 for live load.  
**Concentrated loads as requested, please specify.**

**MANUFACTURE**

All glued laminated timbers shall be manufactured in conformance with the requirements of the American Institute of Timber Construction Standards and Standard Specifications for Glued Laminated Timber, AITC-117.

**LUMBER**

Southern Yellow Pine shall be kiln-dried and shall be in conformance with standard specifications for structural glued laminated timber, AITC 117. Lumber combination shall be determined by the design requirements for each component and designated on the fabricator's shop drawings.

**CONNECTION HARDWARE**

The manufacturer shall furnish connection steel and hardware for joining glued laminated timber members to each other and to their supports exclusive of anchorage, embedded in masonry or concrete setting plates and items field-welded to structural steel metal. Steel connections are primed and painted with a 2 part epoxy/polyurethane paint, (galvanizing alternative).

**APPEARANCE GRADE**

Appearance grade of glued laminated members shall be AITC Architectural.

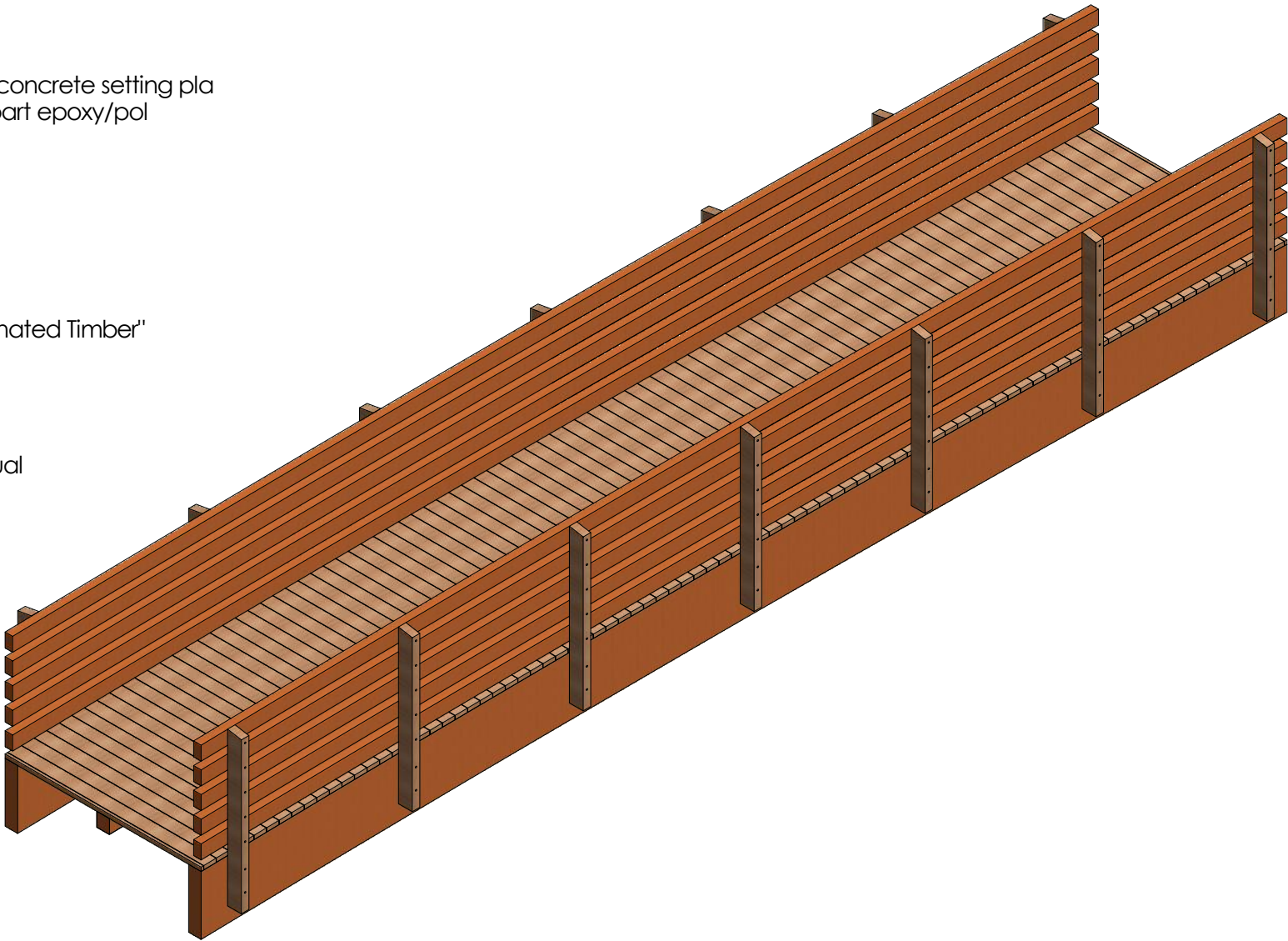
**PRESERVATIVE TREATMENT**

All glued laminated members shown on the drawing as requiring preservative treatments shall be 0.3 pcf retention level per AITC 109 "Standard for Preservative Treatment of Structural Glued Laminated Timber" and in accordance with AWPA C-28 of the American Wood Preservative Association.

**QUALITY CONTROL**

Structural glued laminated timbers shall be in conformance with American National Standard ANSI/AITC 190.1, latest edition and American Institute of Timber Construction Inspections Manual AITC-200.

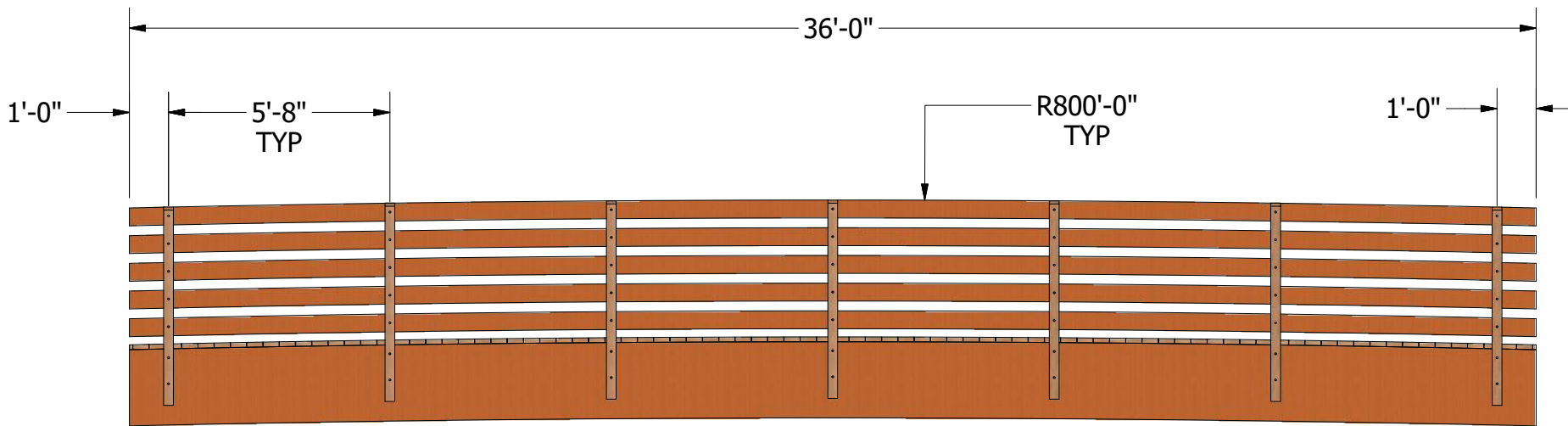
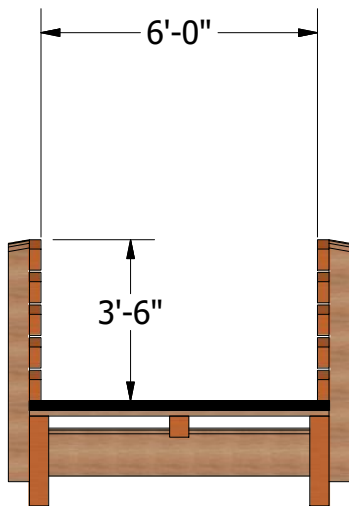
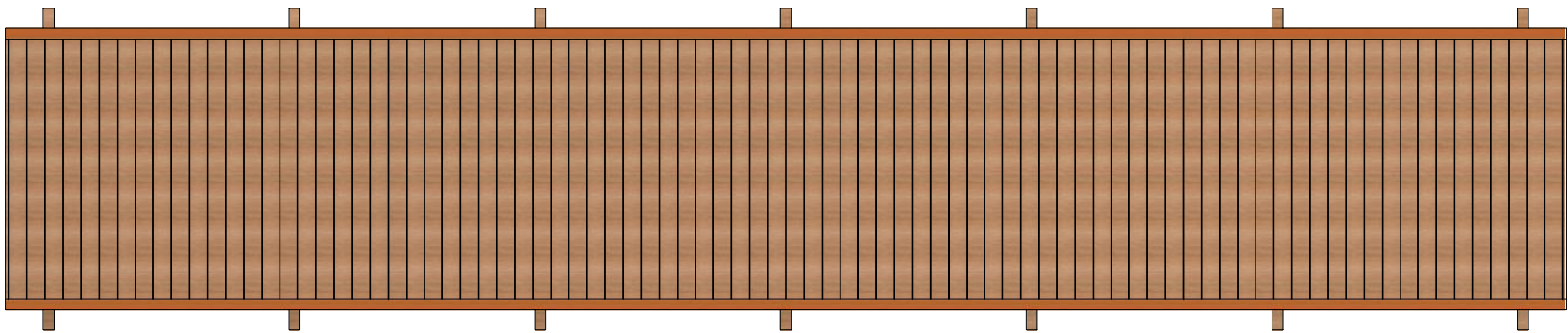

**Bridge will arrive fully assembled on flat-bed truck ready to have crane life off and set in place, unless otherwise noted on your plans.**



P.O. BOX 145  
WEST OLIVE, MI 49460  
800-552-9495  
WWW.CEDARFORESTPRODUCTS.COM

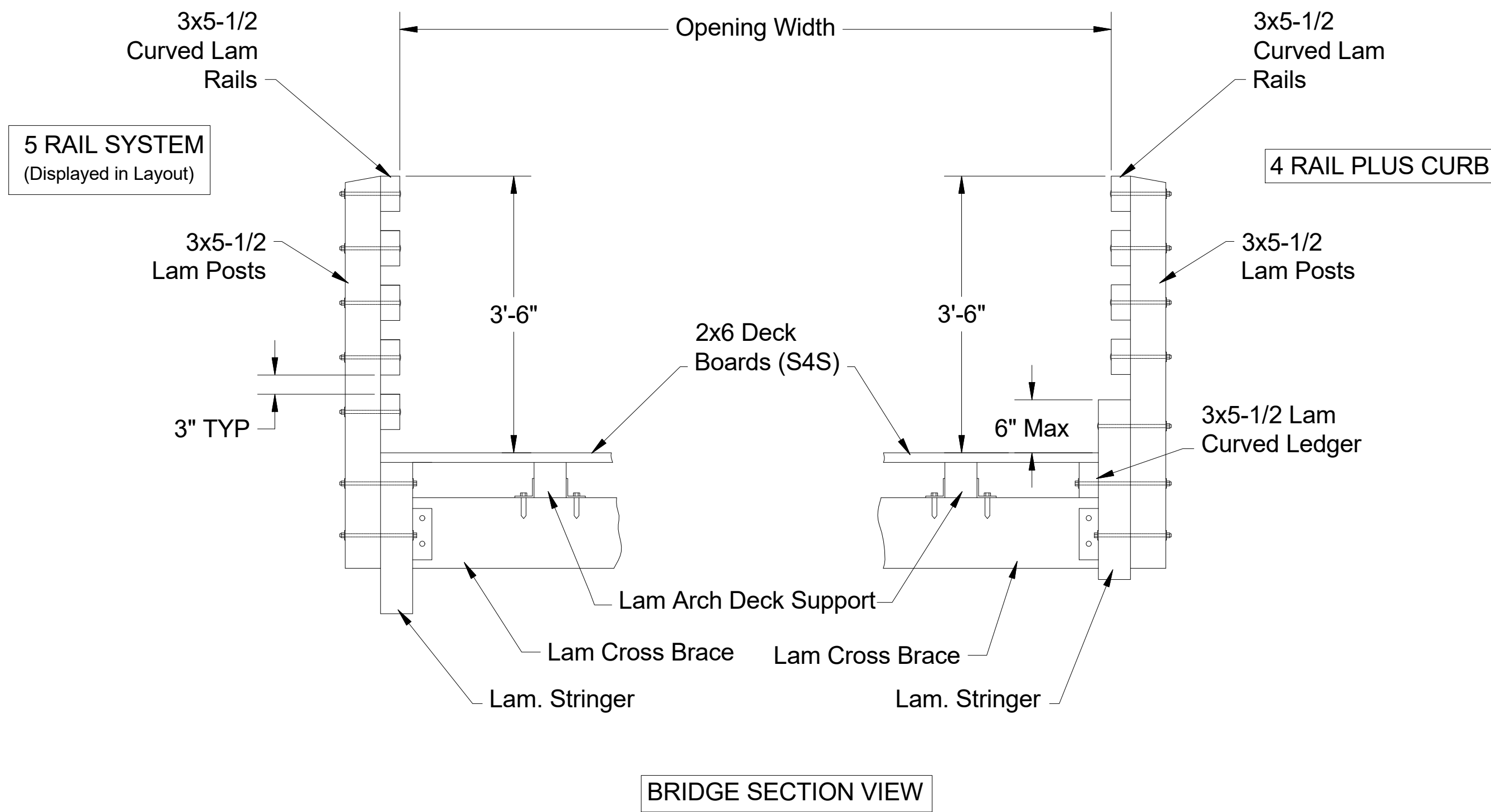
**PRELIMINARY LAYOUT**  
**NOT FOR CONSTRUCTION**

DESCRIPTION: 6x36 Pedestrian Bridge	MODEL #: BRD636	DATE: 2/13/2019	JES DESIGN #: BRD-STND	REV: 0
--	--------------------	--------------------	---------------------------	-----------



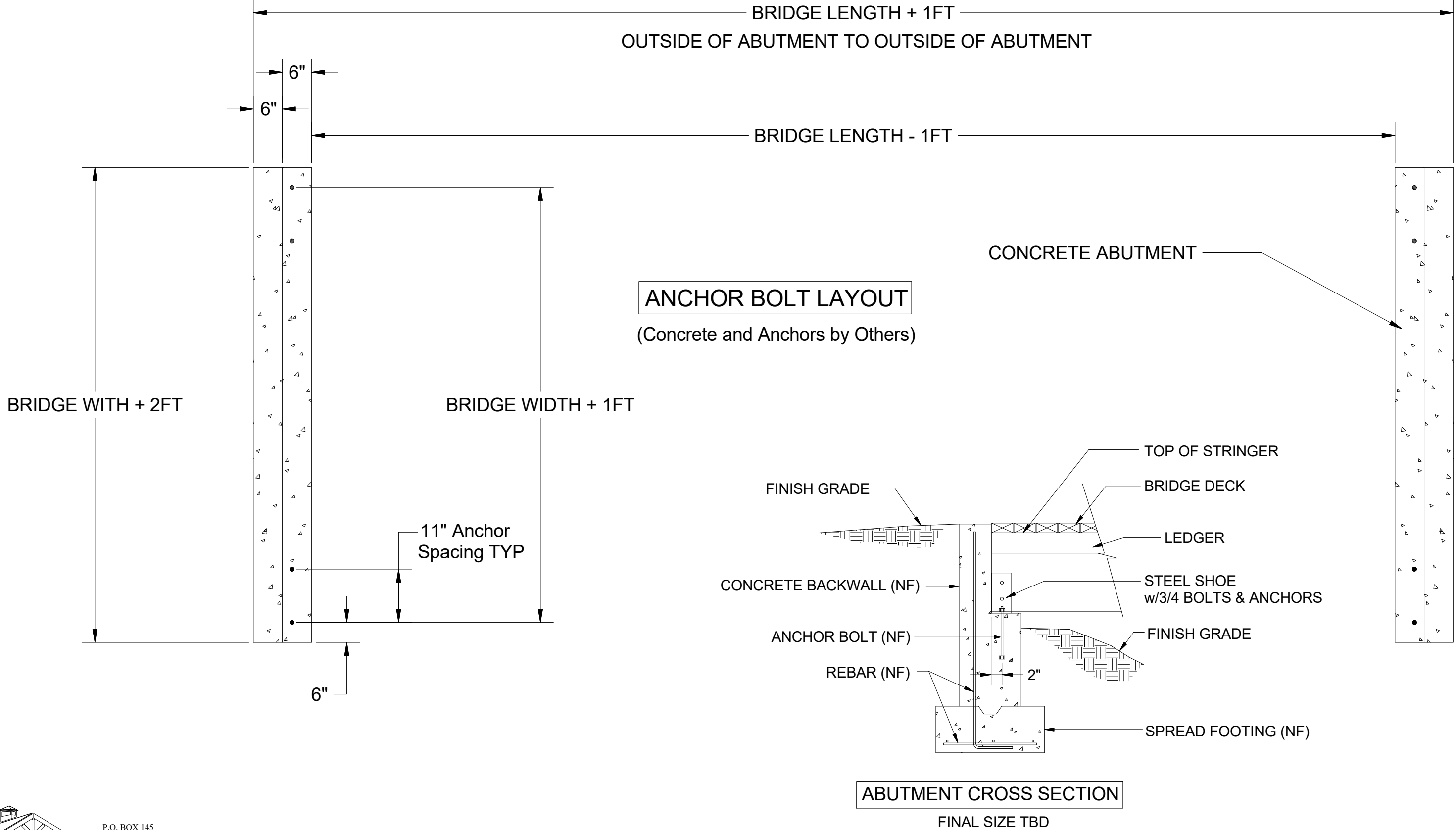
**PRELIMINARY LAYOUT**  
**NOT FOR CONSTRUCTION**

DESCRIPTION: 6x36 Pedestrian Bridge	MODEL #: BRD636	DATE: 2/13/2019	JES DESIGN #: BRD-STND	REV: 0
--	--------------------	--------------------	---------------------------	-----------



**PRELIMINARY LAYOUT**  
**NOT FOR CONSTRUCTION**

DESCRIPTION:	MODEL #:	DATE:	JES DESIGN #:	REV:
6x36 Pedestrian Bridge	BRD636	2/13/2019	BRD-STND	0



DESCRIPTION:	MODEL #:	DATE:	JES DESIGN #:	REV:
6x36 Pedestrian Bridge	BRD636	2/13/2019	BRD-STND	0