

DESIGN

Bridge designs are based on live load, 85 PSF, dead load, 12 PSF, deflection limitation L/300 for live load.
Concentrated loads as requested, please specify.

MANUFACTURING

All glued laminated timbers shall be manufactured in conformance with the requirements of the American Institute of Timber Construction Standards and Standard Specifications for Glued Laminated Timber, AITC-117.

LUMBER

Southern Yellow Pine shall be kiln-dried and shall be in conformance with standard specification for structural glued laminated timber, AITC 117. Lumber combination shall be determined by the design requirements for each component and designated on the fabricator's shop drawings.

CONNECTION HARDWARE

The manufacturer shall furnish connection steel and hardware for joining glued laminated timber members to each other and to their supports exclusive of anchorage, embedded in masonry or concrete setting plates and items field-welded to structural steel metal. Steel connections are primed and painted with a 2 part epoxy/polyurethane paint, (galvanizing alternative).

APPEARANCE GRADE

Appearance grade of glued laminated members shall be AITC Architectural.


PRESERVATIVE TREATMENT

All glued laminated members shown on the drawing as requiring preservative treatment shall be 0.3 pcf retention level per AITC 109 "Standard for Preservative Treatment of Structural Glued Laminated Timber" and in accordance with AWPA C-28 of the American Wood Preservative Association.

QUALITY CONTROL

Structural glued laminated timbers shall be in conformance with American National Standard ANSI/AITC 190.1, latest edition and American Institute of Timber Construction Inspections Manual AITC-200.

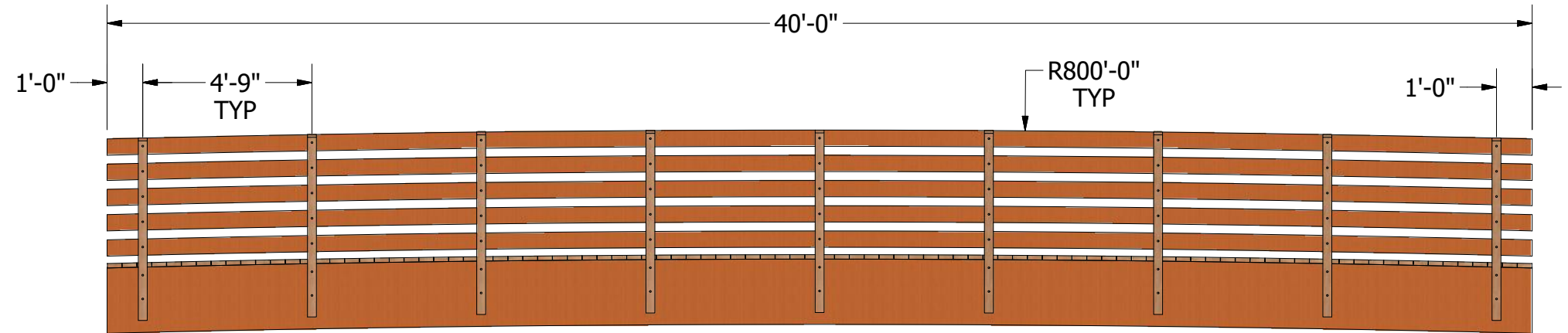
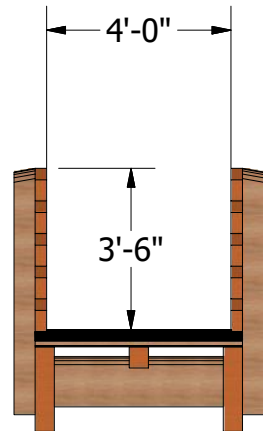
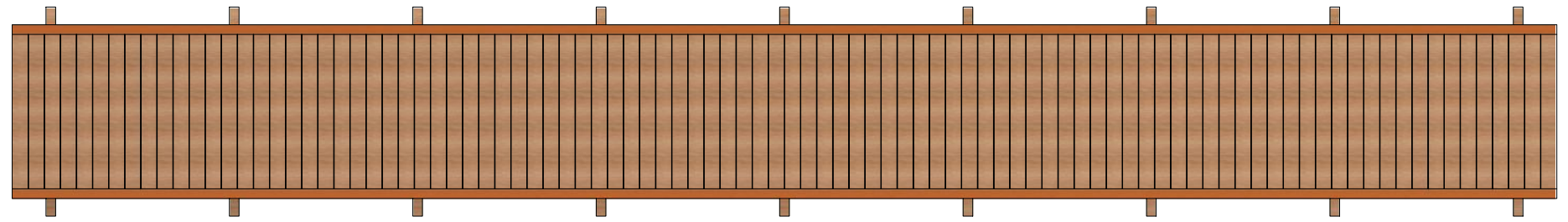

Bridge will arrive fully assembled on flat-bed truck ready to have crane life off and set in place, unless otherwise noted on your plans.



P.O. BOX 145
 WEST OLIVE, MI 49460
 800-552-9495
 WWW.CEDARFORESTPRODUCTS.COM

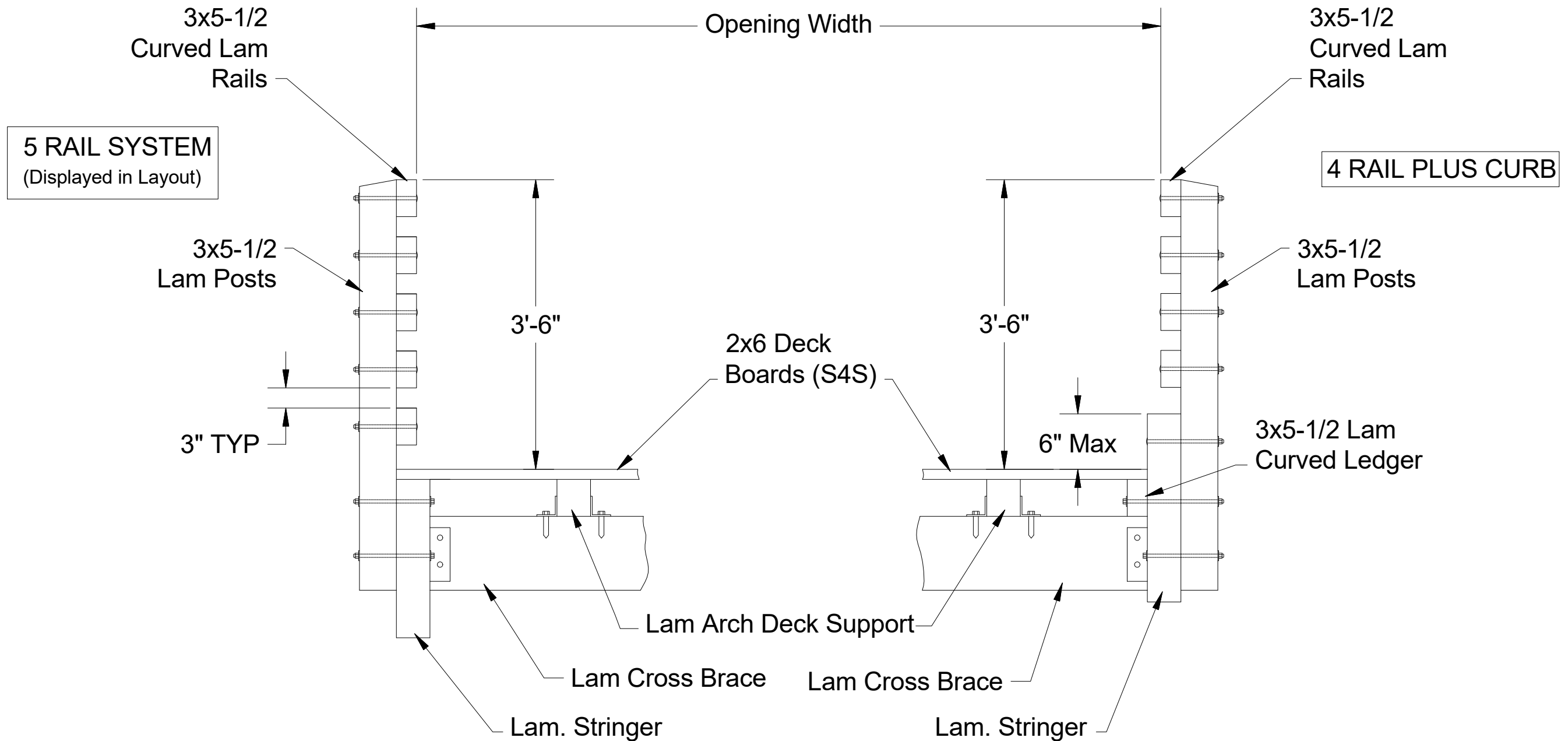
PRELIMINARY LAYOUT
NOT FOR CONSTRUCTION

| | | | | |
|--|--------------------|--------------------|---------------------------|-----------|
| DESCRIPTION: 4x40 Pedestrian Bridge | MODEL #: BRD440 | DATE: 2/14/2019 | JES DESIGN #: BRD-STND | REV: 0 |
|--|--------------------|--------------------|---------------------------|-----------|



PRELIMINARY LAYOUT
NOT FOR CONSTRUCTION

| | | | | |
|--|--------------------|--------------------|---------------------------|-----------|
| DESCRIPTION: 4x40 Pedestrian Bridge | MODEL #: BRD440 | DATE: 2/14/2019 | JES DESIGN #: BRD-STND | REV: 0 |
|--|--------------------|--------------------|---------------------------|-----------|



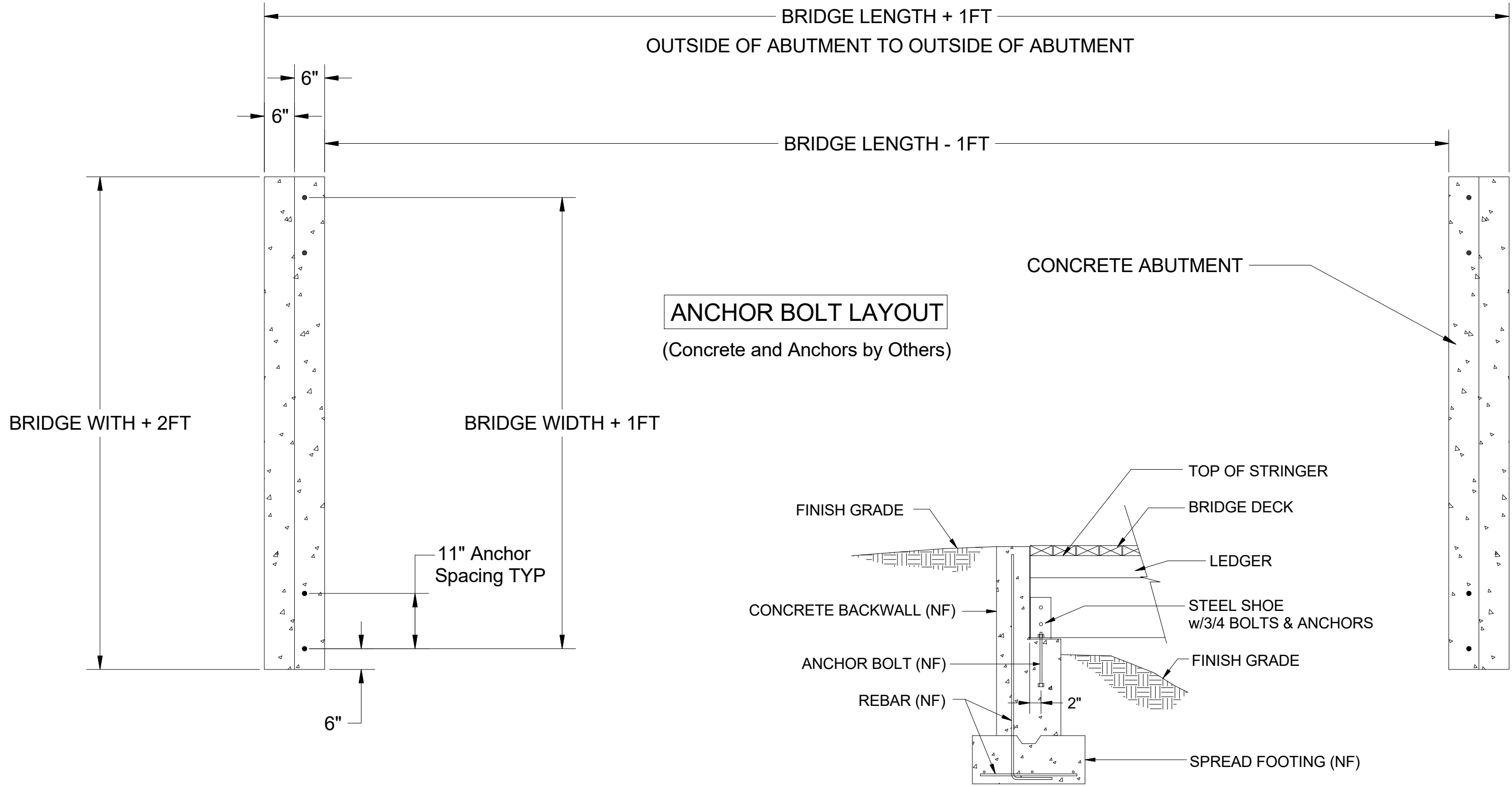
BRIDGE SECTION VIEW



P.O. BOX 145
 WEST OLIVE, MI 49460
 800-552-9495
 WWW.CEDARFORESTPRODUCTS.COM

PRELIMINARY LAYOUT
NOT FOR CONSTRUCTION

| | | | | |
|--|--------------------|--------------------|---------------------------|-----------|
| DESCRIPTION: 4x40 Pedestrian Bridge | MODEL #: BRD440 | DATE: 2/14/2019 | JES DESIGN #: BRD-STND | REV: 0 |
|--|--------------------|--------------------|---------------------------|-----------|



ANCHOR BOLT LAYOUT
(Concrete and Anchors by Others)

ABUTMENT CROSS SECTION
FINAL SIZE TBD

PRELIMINARY LAYOUT
NOT FOR CONSTRUCTION

| DESCRIPTION: | MODEL #: | DATE: | JES DESIGN #: | REV: |
|------------------------|----------|-----------|---------------|------|
| 4x40 Pedestrian Bridge | BRD440 | 2/14/2019 | BRD-STND | 0 |